



# TECJET™ INTEGRATED MASS-FLOW GAS FUEL CONTROL SOLUTIONS

WOODWARD | ENGINE SYSTEMS

# TECJET™ CONTROL SOLUTIONS

## PRECISE AND RESPONSIVE FUEL FLOW CONTROL FOR A WIDE RANGE OF FUEL TYPES AND CONDITIONS

Efficiency, performance, and emissions play key roles in gas engine development. As engine performance advances are made, gas metering devices need to be more flexible and accurate, and used for a wide range of gas qualities from methane to landfill gas to coal gas. Woodward's TecJet™ valves are electronic gas metering valves for single-point fuel gas control. Their integrated sensors and electronics provide the correct gas flow under all specified conditions, enabling the engine to run very lean with low emissions.

### GAS FLOW

A separate engine control system calculates the desired gas flow from the different engine and gas parameters. This desired gas flow is transmitted through a CAN link to the TecJet valve. The TecJet valve ensures that the desired gas mass flow is attained, automatically compensating for changes in gas pressure and gas temperature.

The microcomputer inside the TecJet valve converts the desired gas flow signal and gas parameter information into a valve position (which corresponds to the desired gas mass flow), depending on gas inlet pressure, gas temperature, and the pressure difference across the valve.

### FEATURES AND BENEFITS


- Accurate over entire flow range
- Integrated package
  - Valve/actuator
  - Sensors
  - Electronic control
- Compensates for pressure and temperature fluctuations and gas fuel density
- Bi-directional communications for easy setup and monitoring
- Field proven performance and reliability

### TECJET FAMILY OF VALVES FOR EVERY APPLICATION

TecJet Series					www.woodward.com	
Model	$\Delta P$	Max. Valve Area	* Pipe-Line Quality Gas	* Low-BTU Specialty Gas	Product Spec. #	Manual #
TecJet 50 Plus Precision Flow	51.7 - 276 mbar	181 mm <sup>2</sup>	50 to 250 kW	Not Applicable	03330	26219
TecJet 52	69 - 345 mbar	1310 mm <sup>2</sup>	500 to 1500 kW	210 to 800 kW	03355	26399
TecJet 85	70 - 276 mbar	3710 mm <sup>2</sup>	1000 to 2300 kW	450 to 1500 kW	03400	26701
TecJet 110	70 - 276 mbar	6065 mm <sup>2</sup>	1300 to 3000 kW	650 to 2000 kW	03317	26185
<b>The inlet pressure range for the TecJet Series is 876-1289 mbar absolute.</b>						
* Engine power ranges are for reference only. Actual engine output power depends on the gaseous fuel being used.						

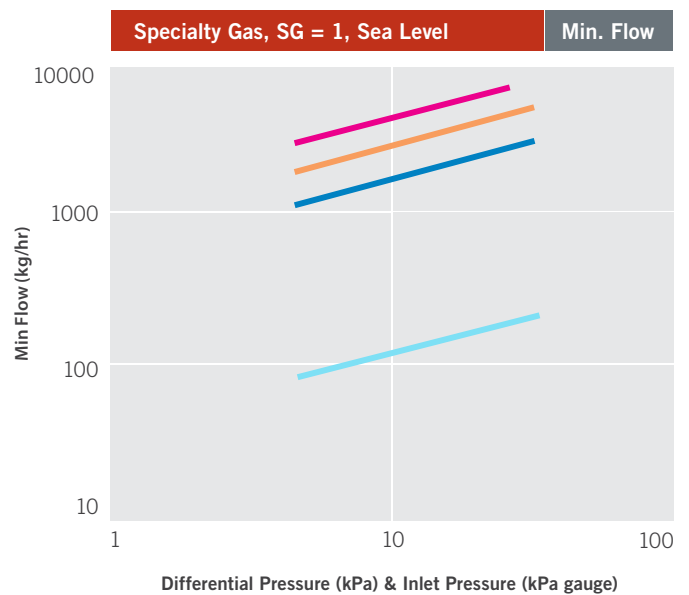
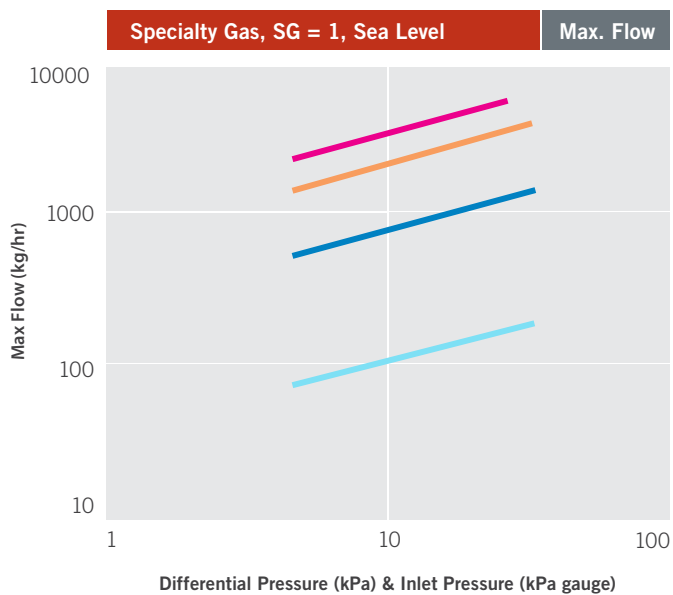
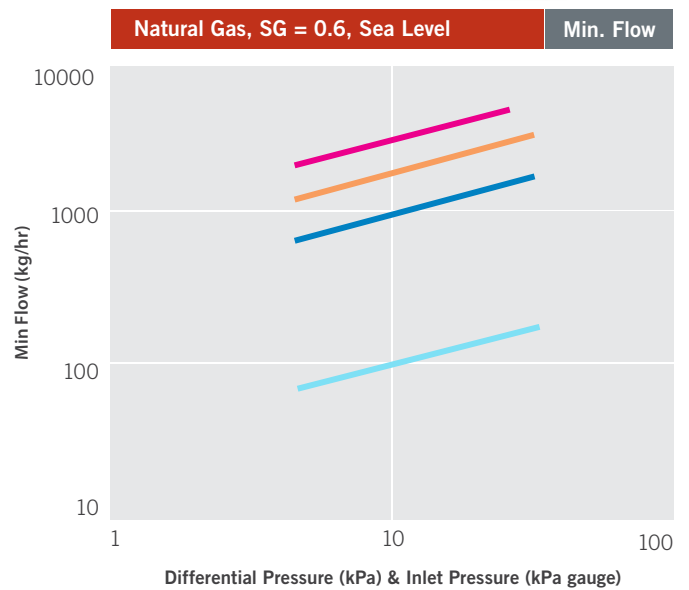
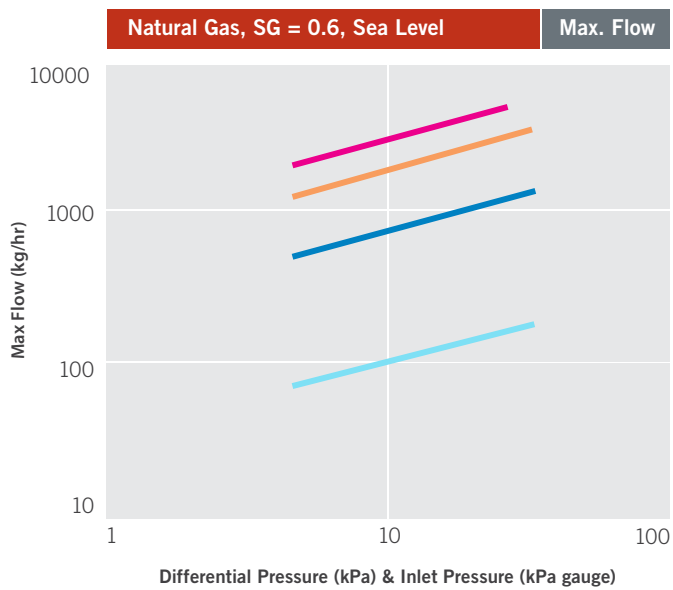
### FOR MORE INFORMATION

Visit [www.woodward.com](http://www.woodward.com) and search for the desired product specification or manual.



## MAXIMUM SPECIALTY GAS FLOW CAPACITY

TecJet 110   TecJet 85   TecJet 52   TecJet 50 PPF



# GLOBAL SUPPORT

Woodward knows that its customers need to locate in growth areas, so we are right there with them – designing, manufacturing, and servicing our products. Careful consideration of environmental and cultural differences is the key to establishing Woodward as a concerned global citizen.

Our internal teams are comprised of employees from many locations as well – encouraging fresh ideas, offering a variety of views on how to meet new challenges, and providing our employees the opportunity to make a worldwide impact. Woodward's plants, offices, and service centers span the globe:

**North and Central America, South America, Europe, Middle East and Africa, Russia, China, India, ASEAN and Oceania.**

Our global presence allows us to respond quickly to the needs of our customers. Customers and the industry at large recognize our people as a competitive advantage through their diverse representation of the global community. Additionally, as a company and as employees, we respond to the needs of our local communities by donating our time, talent, and money.

## **Technical and other after-sales support services for your Woodward on-engine control products.**

Woodward's global network of independent Business Partners and our engine manufacturer and engine packager customers provide an extensive range of technical and other after-sales support services for your Woodward on-engine control products.

For distributor information, visit us at:

[www.woodward.com/directory](http://www.woodward.com/directory)

---

## **WOODWARD, INC.**

PO Box 3800 - Loveland CO 80539-3800 - USA  
3800 North Wilson - Loveland CO 80538 - USA  
Tel: +1 (970) 663 3900 Fax: +1 (970) 962 7050

For more information contact a representative or visit our website at: [www.woodward.com/tecjet](http://www.woodward.com/tecjet)

---

## **DISTRIBUTOR INFORMATION**



51462